

Register Vehicle

A guide to...



Approve/Reject Vehicle Registration Application

(Asset Owner)

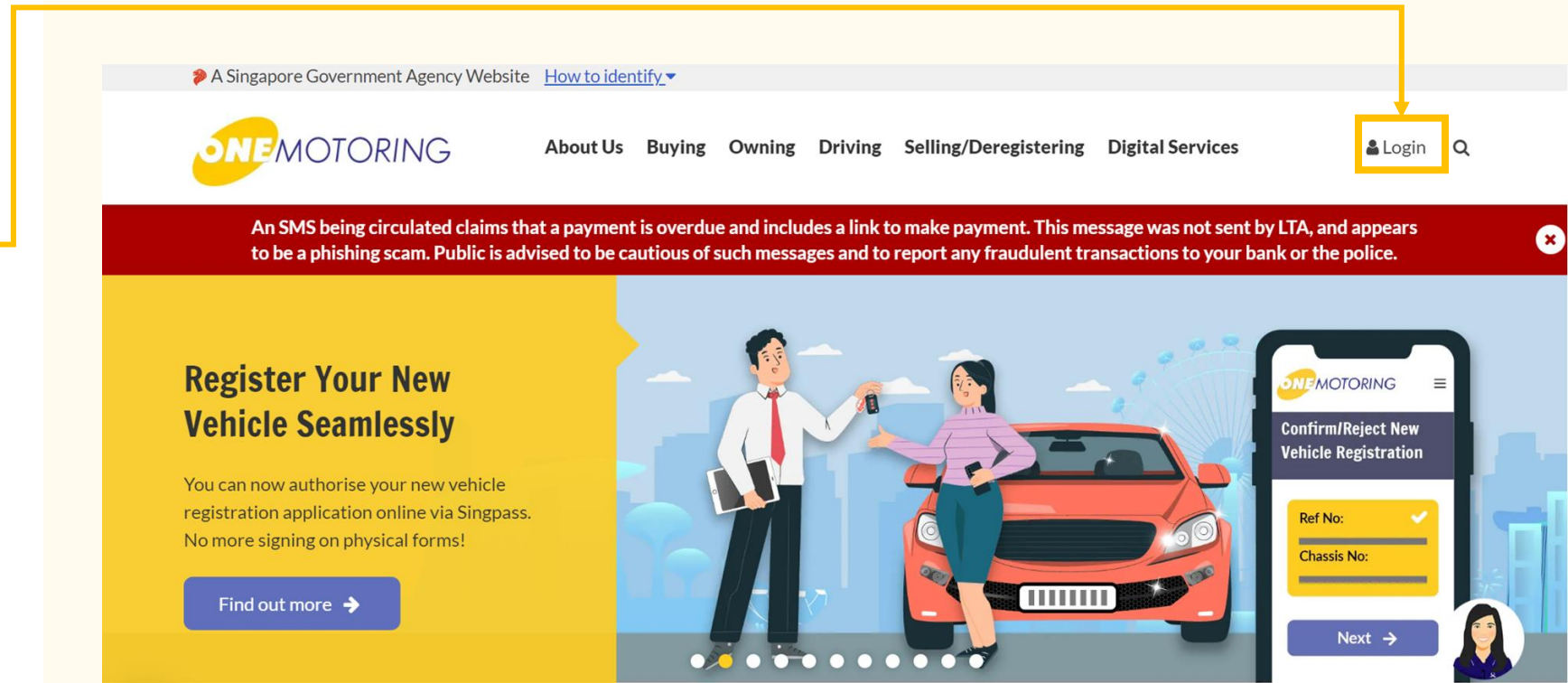
Authorise/Reject TCOE Transfer

Approve/Reject Vehicle Registration Application

This service is for prospective vehicle owner to approve/reject new vehicle registration application

a) Access via OneMotoring portal

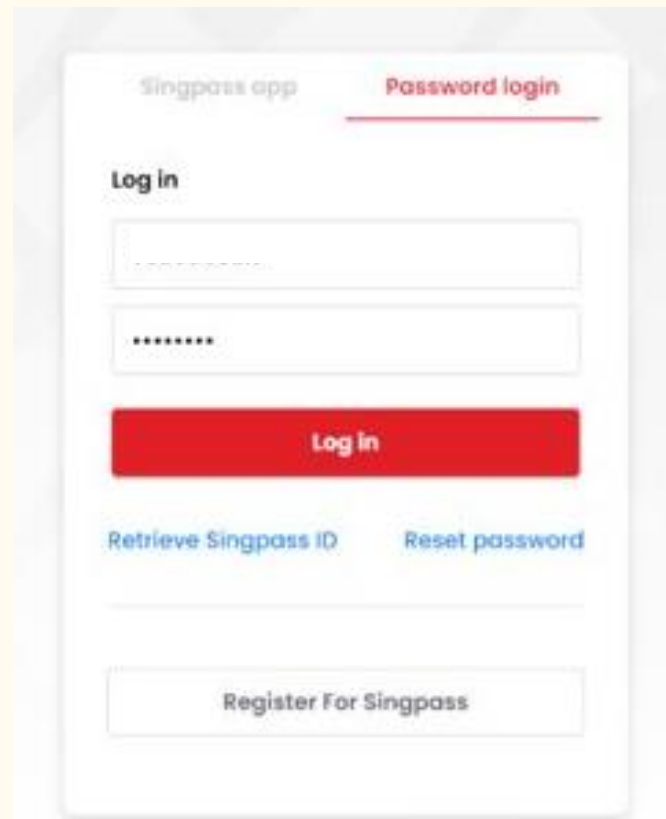
b) Click on:  Login




Approve/Reject Vehicle Registration Application

OneMotoring Portal > Singpass

- a) Login through Singpass
- b) Enter either your Singpass ID & Password or Scan QR Login using Singpass app



Or

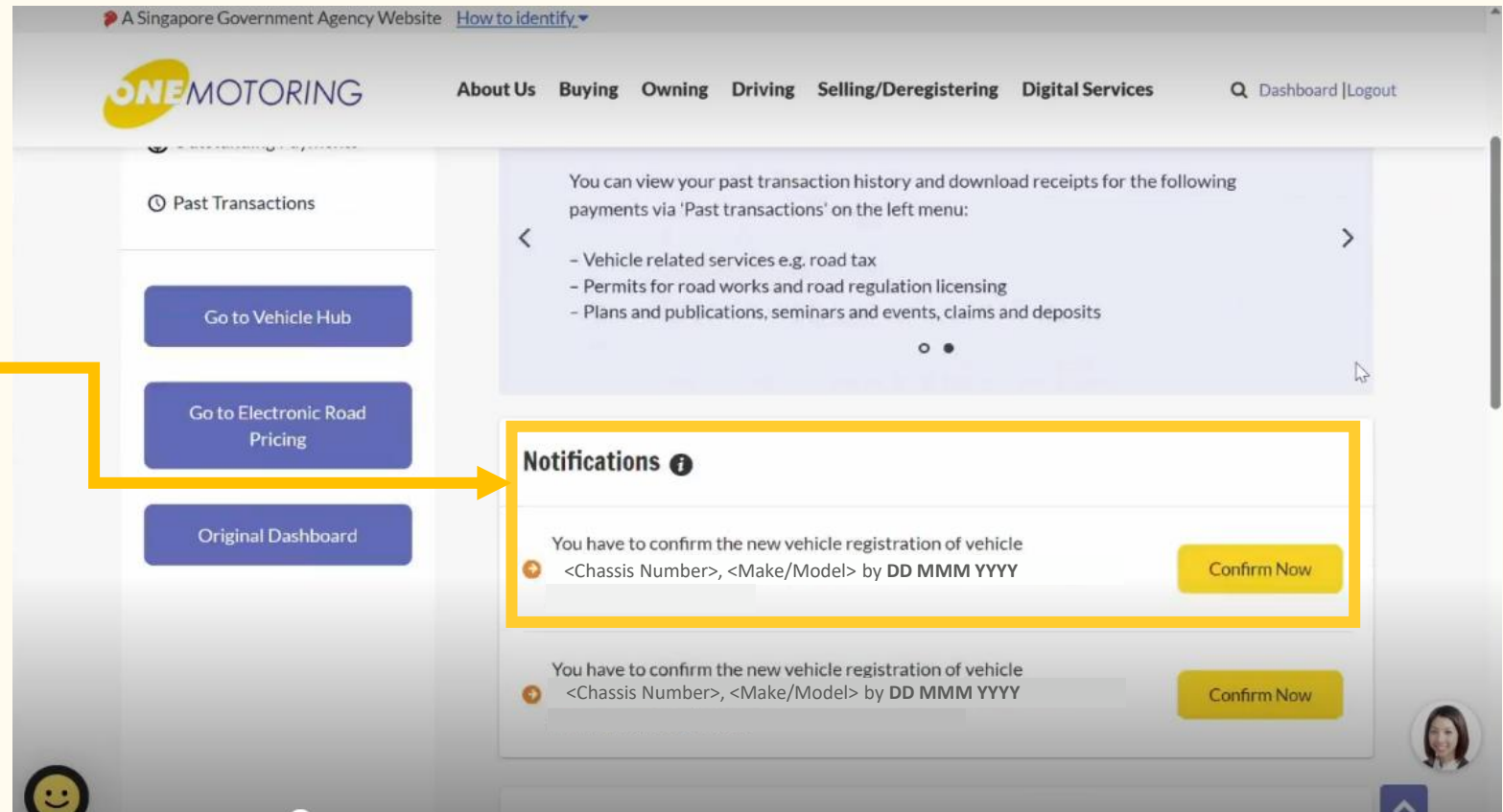


Approve/Reject Vehicle Registration Application

a) In the user dashboard, scroll down to “Notifications”. Click “Confirm Now” to confirm the new vehicle registration of vehicle:

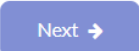
Confirm Now

OneMotoring Portal > Notifications > Confirm Now



Approve/Reject Vehicle Registration Application

Step 1:

- a) Select the vehicle you want to register. A tick will appear on your selection
- b) Click if you agree to all the given terms & conditions
- c) Click on  I have read and I agree to the [terms and conditions](#).

The screenshot displays a five-step progress bar at the top, with Step 1, 'Confirm registration (1/5)', highlighted in blue. Below the progress bar, a note states: 'Note: You may take about 10 minutes to complete this transaction.' A search bar contains the text 'About this digital service'. The main content area is titled 'Confirm/Reject New Vehicle Registration' and lists five vehicle applications, each with a reference number and chassis number. The first application is marked with a checkmark. At the bottom, there is a checkbox for 'I have read and I agree to the terms and conditions.' and a 'Next →' button. Orange arrows from the text on the left point to the checkmark in the first application, the checkbox, and the 'Next →' button.

Approve/Reject Vehicle Registration Application

Step 2:

- a) Check “Your Details” if the information provided are all correct.
- b) Optional*:
You may enter your Bank Details (fields include Bank Name, Bank Branch and Bank Account No.) to receive refunds from the LTA (if any) via GIRO

c) Click on 

The screenshot displays a five-step progress bar at the top: 1. Confirm registration (1/5), 2. Enter your personal details (2/5) - currently active, 3. Review personal & vehicle particulars (3/5), 4. Enter OTP (4/5), and 5. Acknowledgement (5/5). Below the progress bar is a form titled "Enter your details". The form is divided into two sections: "Your Details" and "Bank Details (Optional)".

Your Details

ID Type: Singapore NRIC	ID:
Name: HITO	Mobile No.:
Postal Code: 560636	Address Type: HDB / HUDC
Street Name: SIN MING CRESCENT	Blk/House No.: 11
Unit No.(Optional): # 8 - 8888	Building Name (Optional):

Bank Details (Optional)

To facilitate faster refunds, please provide your bank account details now to receive refunds via GIRO, which will take place within 14 days.

Bank Name: POSB DBS

Bank Branch:

Warning: GIRO Refund Bank Account format differs between banks. Please see Tips on updating Refund Bank Account Details

Bank Account No.:

(No dashes/ special characters)

At the bottom of the form, there are "Back" and "Next" buttons. A yellow arrow points from the "Next" button in the text above to the "Next" button in the form.

Approve/Reject Vehicle Registration Application

Step 3:

a) Verify and confirm the accuracy of details (such as New Vehicle Particulars, TCOE details, owner and bank details)

b) Click if you agree to all the declarations

c) Click on either:

New Vehicle Particulars

Vehicle Type	New Vehicle	Vehicle Scheme
P10 - Passenger Motor Car	Yes	Normal

Vehicle No. System Assigned No. Vehicle Make B.M.W.

Vehicle Model SR2023-009 VES BAND B PETROL CAT B

Chassis No. SR2023009CHASSISZ24 Engine No. SR2023009ENGINE24

Motor No. - Trailer Chassis No. -

Colour Maroon

Propellant Petrol Engine Capacity 1650 cc

TCOE Details

TCOE No.: 2023030107000009G	TCOE Category: E - Open - all except motorcycle
TCOE Expiry Date: 14 Aug 2023	Bill Deposit: \$10,000.00
Quota Premium: \$116,000.00	

Your Details

ID Type: Singapore NRIC	ID
Name: HITO	Mobile No.
Postal Code: 560636	Address Type: HDB / HUDC
Street Name: SIN MING CRESCENT	Blk/House No.: 11
Unit No.: #B-8888	Building Name: -

Bank Details (Optional)

Note: The request for your bank account details is to allow LTA to process any motor related refunds (if applicable) faster.

Bank Name: 7171 - DBS Bank Ltd/POSB	Bank Branch: 104 - DBS Tai Seng
Bank Account No.:	

Declaration ⊞

Tick this if you agree with all the declarations

I/We hereby authorise: CARRO CARE PTE LTD as the Authorised Person to view my details, submit this application and furnish all relevant particulars or documents to LTA on my/our behalf.

I/We confirm that I/we have read, understood, and agree to the above section titled 'Declarations' and 'Instructions and Notes'.

I/we consent to the collection, use or disclosure of my personal data to a third party. Refer to Instruction and Notes Para 8.

I/We declare that the particulars furnished in this application and other supporting documents are true and correct to the best of my/our knowledge and belief. I am/We are aware that furnishing any false or misleading particulars or documents in this application is an offence.

Approve/Reject Vehicle Registration Application

Step 4:

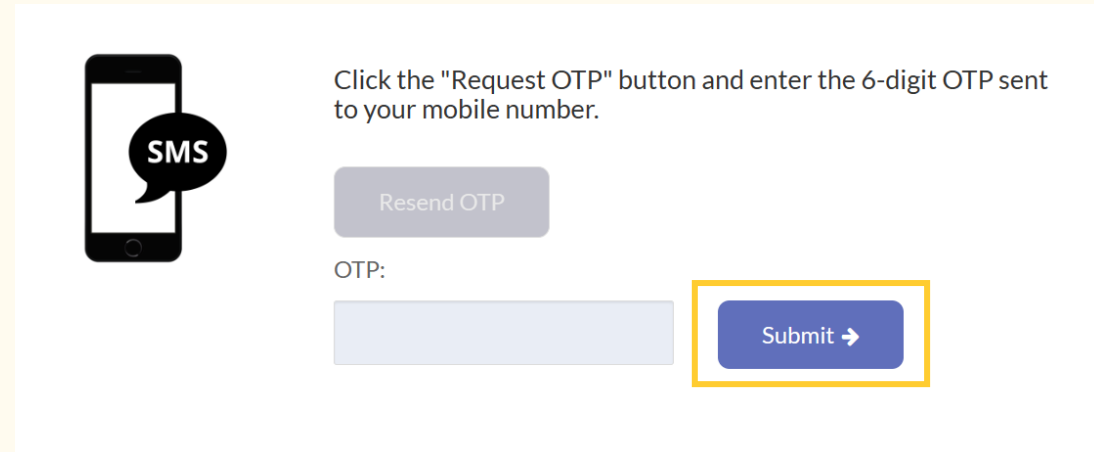
For SMS OTP

a) Enter One-Time Password (OTP)


b) Click on 

For Singpass OTP

a) Scan the QR code using your Singpass app



Click the "Request OTP" button and enter the 6-digit OTP sent to your mobile number.




[Resend OTP](#)

OTP:


[Submit →](#)

Or



Approve/Reject Vehicle Registration Application

Step 5:

- a) You can review all the information after you have authorised the registration of your new vehicle
- b) You could also:
 - Setup GIRO Arrangement for road tax renewal of your vehicle
 - Save-as-PDF
- c) Click  to complete the registration

Thank you!
 You have successfully authorised the registration of your new vehicle on 12 May 2023. This application has been routed to your motor dealer for payment. When payment is made, you will receive an SMS notification on the completion of your vehicle registration.

New Vehicle Particulars

Vehicle Type	New Vehicle	Vehicle Scheme
P10 - Passenger Motor Car	Yes	Normal

Vehicle No. _____ Vehicle Make
 System Assigned No. _____ B.M.W.

Vehicle Model
 SR2023-009 VES BAND B PETROL CAT B

Chassis No. _____ Engine No.
 SR2023009CHASSISZ24 SR2023009ENGINE24

Motor No. _____ Trailer Chassis No.
 - -

Colour
 Maroon

Propellant Engine Capacity
 Petrol 1650 cc

Your Details

ID Type Singapore NRIC	ID
Name HITO	Mobile No.: 91732066
Postal Code: 560636	Address Type HDB / HUCD
Street Name: SIN MING CRESCENT	Blk/House No.: 11
Unit No.: #8-8888	Building Name: -

Bank Details (Optional)

Note: The request for your bank account details is to allow LTA to process any motor related refunds (if applicable) faster.

Bank Name: 7171 - DBS Bank Ltd/POSB Bank Branch: 104 - DBS Tai Seng

Bank Account No.:

GIRO Arrangement

Enjoy automatic road tax renewals with a one-time GIRO sign-up with DBS, POSB or OCBC. Click on 'Apply for GIRO' to set up a GIRO arrangement.

[Apply GIRO Account](#)

Transaction Details

Business Transaction Ref. No.: 20230512110549570467 Business Transaction Date: 12 May 2023

Business Transaction Time: 11:05:49


[Save as PDF](#) [OK →](#)

Register Vehicle

A guide to...

Approve/Reject Vehicle Registration Application

(Asset Owner)

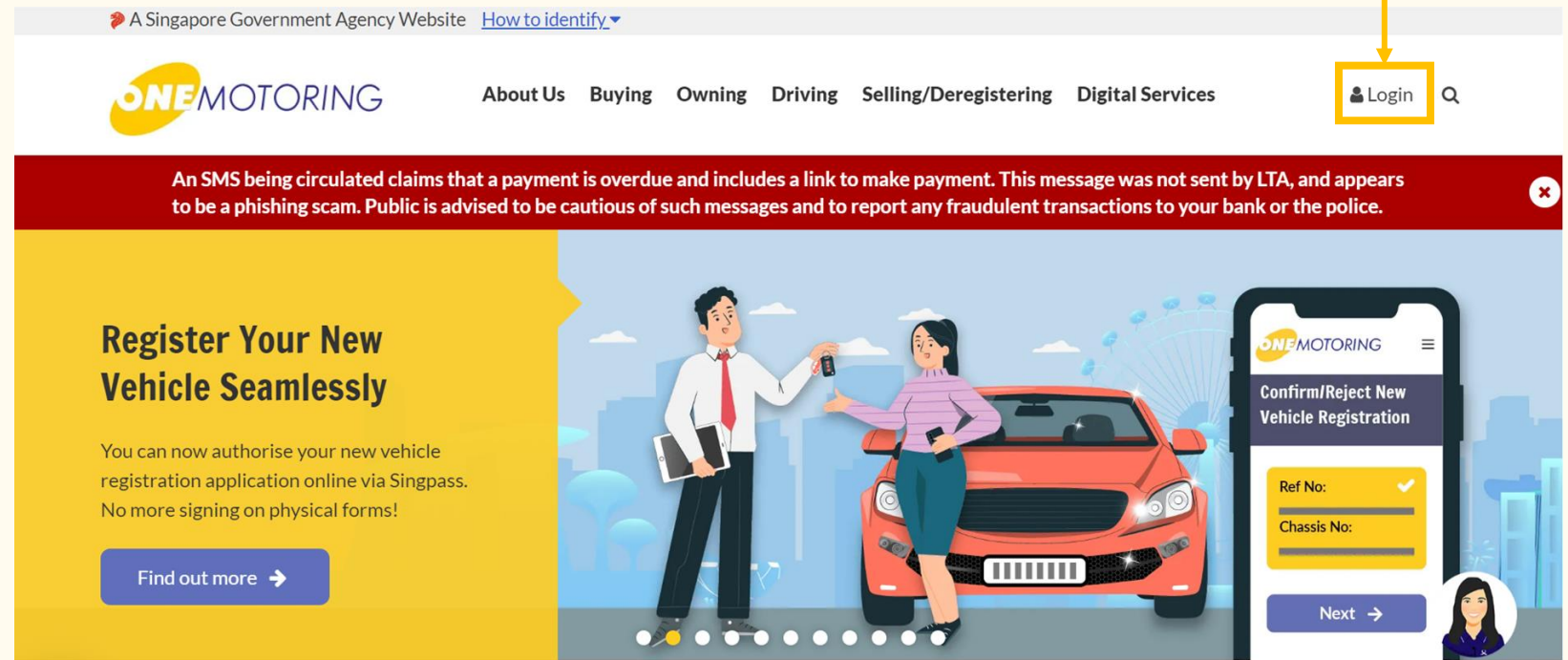


Authorise/Reject TCOE Transfer

Authorise/Reject TCOE Transfer

This service is for the TCOE owner to authorise/reject TCOE Transfer

- a) Access via OneMotoring portal
- b) Click on: Login

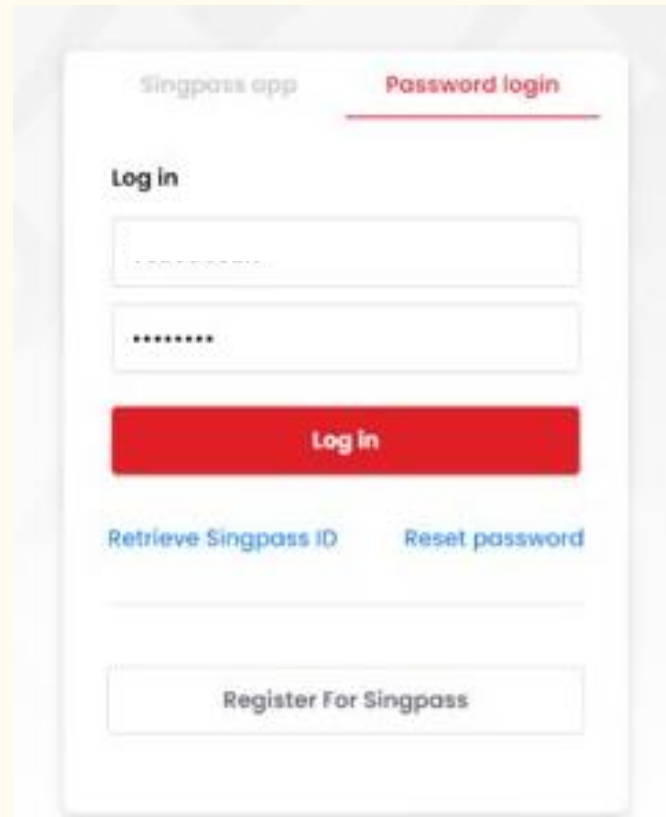


Authorise/Reject TCOE Transfer

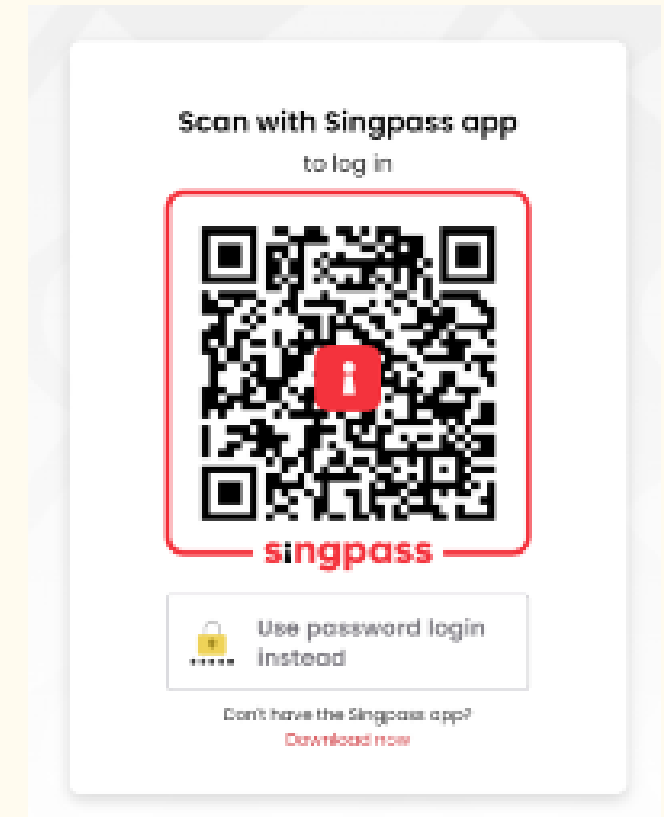
OneMotoring Portal > SingPass

a) Login through SingPass

b) Enter either your SingPass ID & Password or Scan QR Login using Singpass app



Or



Authorise/Reject TCOE Transfer


Step 1:


- a) Select the vehicle you want to register. A tick will appear on your selection
- b) Click if you agree to all the given terms & conditions;
- c) Click on either :
Reject or Confirm Transfer

Authorise/Reject TCOE Transfer

Step 2:

a) Select the vehicle you want to register. A tick will appear on your selection

b) Click on  to expand and read the declarations

c) Click “  **Tick this if you agree with all the declaration**” if you agree to all the given terms & conditions

d) Click on 

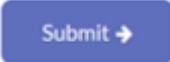
The screenshot shows a four-step process bar at the top: 1. Select TCOE (1/4), 2. Review details (2/4), 3. Enter OTP (3/4), and 4. Acknowledgement (4/4). The 'Review details' section is expanded, showing two sub-sections: 'TCOE Details' and 'Next Owner's Details'. The 'TCOE Details' section includes: TCOE No. (2023030107000061G), Owner ID Type (Singapore NRIC), Owner ID, Owner Name, TCOE Category (E - Open - all except motorcycle), TCOE Expiry Date (14 Aug 2023), Bid Deposit (\$10,000.00), and Quota Premium (\$116,000.00). The 'Next Owner's Details' section includes: ID Type (Singapore NRIC), ID (TXXXX306F), Name (-), and Mobile No. (97212008). Below these sections is a 'Declaration' section with a plus icon to expand it. The expanded declaration contains three items, each with a checked checkbox: 'Tick this if you agree with all the declarations', 'I/We confirm that I/we have read, understood, and agree to the above Instructions and Notes. I/We declare that the particulars given above are correct.', and 'I/we consent to the collection, use or disclosure of my personal data to a third party. Refer to Instruction and Notes Para 6.'. At the bottom of the page, there are 'Back' and 'Confirm Transfer' buttons. Yellow arrows and boxes highlight the plus icon in the Declaration section, the first checkbox, and the 'Confirm Transfer' button.

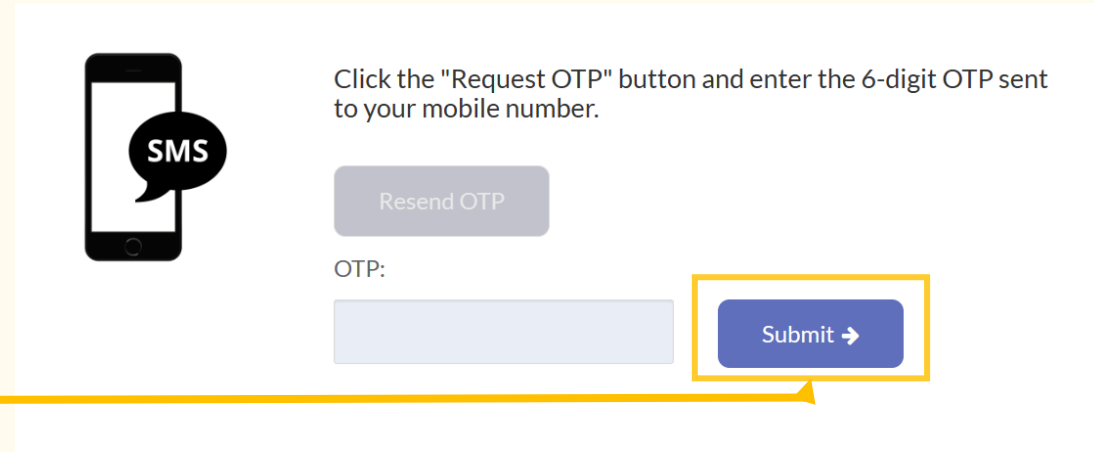
Authorise/Reject TCOE Transfer

Step 3:

For SMS OTP

a) Enter One-Time Password (OTP)


b) Click on 



For Singpass OTP

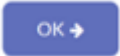
a) Scan the QR code using your Singpass app.

Or



Authorise/Reject TCOE Transfer

Step 4:

- a) You can review all the information after you have authorised the registration of your new vehicle
- b) You could also:
 - Save-as-PDF
- c) Click  to complete the registration

Thank You!

You have successfully authorised the transfer of the TCOE 2023030107000061G. The transfer will be completed once the new vehicle has been successfully registered.

TCOE Details

TCOE No.:	Owner ID:
Owner Name:	TCOE Category: E - Open - all except motorcycle
TCOE Expiry Date: 2023-08-14	Quota Premium: \$116,000.00

Transaction Details

Business Transaction Ref. No.: 20230531174317994628	Business Transaction Date: 01 Jun 2023
Business Transaction Time: 17:40:33	

Save as PDF OK →