

Transfer Vehicle

A guide to...

- ➔ **Apply to transfer vehicle**
 - Confirm transfer vehicle

Apply to transfer vehicle

This service is for the current owner of a vehicle to initiate a request to transfer vehicle to a new owner.

a) Access via ONE.MOTORING portal;

b) Click on 

The screenshot displays the ONE.MOTORING Beta website interface. At the top, the ONE.MOTORING Beta logo is on the left, and the Singapore Government logo with the tagline 'Integrity · Service · Excellence' is on the right. Below the government logo are links for 'Contact Us', 'Feedback', and 'Sitemap', along with accessibility icons. A navigation menu includes 'BUYING', 'OWNING', 'DRIVING', 'SELLING/DEREGISTERING', and 'Digital Services'. A search bar and a 'Login' button are also present. A 'Former Site' banner is visible in the top right corner. The main content area features a 'CorpPass' section with a yellow background, stating: 'For businesses, use CorpPass to transact conveniently and securely for government services. Register today!' and a 'Find out more' button. To the right, a laptop displays the 'Singapore CorpID' logo, and a dropdown menu is open, offering 'Access your dashboard' with options for 'For individuals' (Login via SingPass) and 'For corporate users' (Login via CorpPass, User ID & Password, LTALINK). A vertical sidebar on the right contains a 'Rate this Website' button and a 'Ask Jamie @ LTA' contact link. At the bottom, a 'Popular Digital Services' section lists: 'Renew Road Tax', 'Buy e-Day Licence', 'Enquire on PARF/COE rebate', 'Declare Off-peak Car Usage', and 'Enquire Fines & Notices', with a 'View more' button.

Apply to transfer vehicle

ONE.MOTORING Portal → SingPass

a) Login through SingPass;

b) Enter your SingPass ID and Password;

c) Click on  .

Advisory Note
Your SingPass account contains a lot of personal data. Do not share your username, password and 2FA details with anyone.

Singapore Personal Access
SingPass

Singapore Government
Integrity · Service · Excellence

Contact Us | Feedback | Sitemap | FAQ

Log in

Click here to log in with SingPass Mobile app

SingPass ID

Password

Cancel Login

Forgot SingPass ID or password?

Don't have an account? Register now


Privacy Statement | Terms of Use | Rate This Website

Last updated on 14 October 2018 © 2018 Government of Singapore

Apply to transfer vehicle

ONE.MOTORING Portal → SingPass

a) Enter OTP details;

b) Click on 

Advisory Note
Your SingPass account contains a lot of personal data. Do not share your username, password and 2FA details with anyone.



Last Login: 16/10/2018 16:49

[Logout](#)



SMS OTP



Enter the 6-digit One-Time Password (OTP) sent to your mobile number (****4321). [Not your mobile number?](#)

OTP:

[Submit](#)

[Resend OTP](#)

Apply to transfer vehicle

ONE.MOTORING Portal → SingPass → Owner's Dashboard

a) Click on [Transfer vehicle](#) → for the list of vehicle(s) available for transfer.

Welcome back, KO [Looking for vehicle hub? Click here.](#)

Note about the dashboard ^

We are upgrading this dashboard to include more services. If you are checking for other services, please select 'Digital Services' from our main menu.

Your vehicles: SSS1234A

| | | |
|---|--|---|
| Vehicle Type Passenger Motor Car | Make/model Brand XYZ | View vehicle details → |
| IU Label No. 1234567890 | COE value if deregistered today* \$50,000.00 | PARF value if deregistered today \$5,000.00 |
| Road tax is valid until 18 OCT 2019 | 6 months renewal \$250.00 | 12 months renewal \$500.00 |
| COE expires on 18 OCT 2027 | Renew by GIRO N.A. | View past receipt → |
| | Insurance valid till N.A. | Renew road tax → |
| | Inspection valid till 05 Aug 2021 | Transfer vehicle → |
| | | Deregister vehicle → |

*Deregistered vehicles exported within 2 years of registration will have their COE rebate capped at 80% of the Quota Premium (QP) paid. For vehicles with a Category E COE, the COE rebate is capped at 80% of whichever is lower - the QP of the COE you paid for, or the QP of the category your vehicle belongs to from the same COE bidding exercise.

Your profile:

| | | |
|--|---|-------------------------------------|
| Owner name Florence Ko | Registered address XXXXXXXXXX | View full profile → |
| Handphone no. 87654321 | Email address florence@yahoo.com.sg | |
| Receive hardcopy letters* No | | |

*LTA will replace hardcopy letters with SMS and e-letters from 1 Apr 2019. To continue receiving hardcopy letters, click [View profile](#) > [Update owner particulars](#) to edit your preferences.

Apply to transfer vehicle

1 Select or enter a vehicle registration number (1/5)

2 Enter next owner's details (2/5)

3 Review details (3/5)

4 Enter OTP (4/5)

5 Acknowledgement (5/5)

Select vehicle to transfer

Your Vehicle Details

SSS1234A ✓

Road Tax expires on 18 Oct 2019

Your Contact Details

Send SMS to Mobile No.

87654321

Note: Your mobile no. will be used to keep you updated on your Vehicle/TCOE/Rebates related transactions.

Please arrange with the next owner for the fees and any outstanding road tax that the next owner has to pay.

I have read and I agree to the [terms and conditions](#).

Next →

Step 1.

- Select the Vehicle No.;
- Mobile No. displayed will be used for receiving SMS alerts for digital transactions;
- Click if you agree to all the given terms & conditions;
- Click on .

Apply to transfer vehicle

1
Select or enter a vehicle
registration number
(1/5)

2
Enter next owner's
details
(2/5)

3
Review details
(3/5)

4
Enter OTP
(4/5)

5
Acknowledgement
(5/5)

Enter next owner's details

Vehicle Details ^

| | |
|---|--------------------------------------|
| Vehicle No.: SSS1234A | Vehicle Type: Passenger Motor Car |
| Vehicle Attachment 1: With Roll On/Off | Vehicle Scheme: Normal |
| Vehicle Make: Brand | Vehicle Model: XYZ |
| Chassis No.: XXXXXXXXXXXXXXXX | Engine No.: XXXXXXXXXXXXXXXX |
| Engine Capacity: 1500 cc | Maximum Power Output: - |
| Lifespan Expiry Date: 18 Oct 2037 | COE Expiry Date: 18 Oct 2027 |

Next Owner's Details ^

| | |
|--|--|
| ID Type: <input style="width: 90%;" type="text" value="Singapore NRIC (e.g. S1234567D)"/> | ID: <input style="width: 90%;" type="text" value="S1234567A"/> |
| Name: <input style="width: 90%;" type="text" value="Betty Ko"/> | Mobile No.: <input style="width: 90%;" type="text" value="98765432"/> |

BackSubmit →

Step 2.

Enter next owner's details:

a) Click to select ID Type;

b) Enter ID;

c) Enter Name;

d) Enter Mobile No.;

e) Click on .

Apply to transfer vehicle

1 Select or enter a vehicle registration number (1/5)

2 Enter next owner's details (2/5)

3 Review details (3/5)

4 Enter OTP (4/5)

5 Acknowledgement (5/5)

Review details

Vehicle Details

| | |
|---|--------------------------------------|
| Vehicle No: SS51234A | Vehicle Type: Passenger Motor Car |
| Vehicle Attachment 1: With Roll On/Off | Vehicle Scheme: Normal |
| Vehicle Make: Brand | Vehicle Model: XYZ |
| Chassis No: XXXXXXXXXXXXXXXX | Engine No.: XXXXXXXXXXXXXXXX |
| Engine Capacity: 1500 cc | Maximum Power Output: - |
| Lifespan Expiry Date: 18 Oct 2037 | COE Expiry Date: 18 Oct 2027 |

Next Owner's Details

| | |
|----------------------------|-------------------------|
| ID Type: Singapore NRIC | ID: S1234567A |
| Name: BETTY KO | Mobile No.: 98765432 |

Your Contact Details

Send SMS to Mobile No.
87654321

Outstanding Fees To Be Paid By Next Owner

| | |
|-----------------------------|-----------------|
| Transfer Fee | \$S25.00 |
| Total Amount Payable | \$S25.00 |

The next owner needs to pay the above amount if he/she confirms the vehicle transfer by 11 Oct 2018. The amount here does not include any new road tax that the next owner needs to pay.

[Back](#) [Confirm →](#)

Step 3.

a) To confirm ownership transfer application;

b) Click on  .


Apply to transfer vehicle

Progress bar showing 5 steps:

- 1 Select or enter a vehicle registration number (1/5)
- 2 Enter next owner's details (2/5)
- 3 Review details (3/5)
- 4 Enter OTP (4/5)
- 5 Acknowledgement (5/5)

Step 4: Enter OTP (4/5)

SMS OTP | Token OTP

 Click the "Request OTP" button and enter the 6-digit OTP sent to your mobile number.

OTP:

Step 4.

a) Click on ;

b) Enter OTP details and click to confirm the Vehicle transfer application.

Apply to transfer vehicle

1 Select or enter a vehicle registration number (1/5)

2 Enter next owner's details (2/5)

3 Review details (3/5)

4 Enter OTP (4/5)

5 Acknowledgement (5/5)

Thank You!

You have successfully applied to transfer your vehicle. The next owner has to confirm the transfer by 21 Oct 2018.

Vehicle Details ^

| | |
|--|--------------------------------------|
| Vehicle No.: SS51234A | Vehicle Type: Passenger Motor Car |
| Vehicle Attachment 1: With Roll On/Off | Vehicle Scheme: Normal |
| Vehicle Make: Brand | Vehicle Model: XYZ |
| Chassis No.: XXXXXXXXXXXXXX | Engine No.: XXXXXXXXXXXXXX |

Next Owner's Details ^

| | |
|----------------------------|-------------------------|
| ID Type: Singapore NRIC | ID: S1234567A |
| Name: BETTY KO | Mobile No.: 98765432 |

Transaction Details ^

| | |
|--|--|
| Business Transaction Ref. No.: XXXXXXXXXXXXXX | Business Transaction Date: 16 Oct 2018 |
| Business Transaction Time: 14:39:41 | |

Save as PDFOK →

Step 5.

a) Acknowledgement will be displayed.

Transfer Vehicle

A guide to...

- Apply to transfer vehicle

➔ **Confirm transfer vehicle**

Confirm transfer vehicle

This service is for the new owner (with existing accounts with LTA) to confirm transfer of vehicle initiated by the current owner.

a) Access via ONE.MOTORING portal;

b) Click on  .

The screenshot displays the ONE.MOTORING Beta website. At the top left is the ONE.MOTORING logo. To the right is the Singapore Government logo with the tagline 'Integrity · Service · Excellence' and links for 'Contact Us', 'Feedback', and 'Sitemap'. A 'Former Site' sticker is in the top right corner. Below the header is a navigation bar with categories: 'BUYING', 'OWNING', 'DRIVING', 'SELLING/DEREGISTERING', and 'Digital Services'. A search bar and a 'Login' button are also present. The main content area features a 'CorpPass' banner with the text: 'For businesses, use CorpPass to transact conveniently and securely for government services. Register today!' and a 'Find out more' button. To the right, a laptop displays the 'Singapore CorpID' logo, and a dropdown menu is open, showing options: 'Access your dashboard', 'For individuals' (with a 'Login via SingPass' button), 'For corporate users' (with a 'Login via CorpPass' button), 'User ID & Password' (with a right arrow), and 'LTALINK' (with a right arrow). On the far right, there is a vertical sidebar with a 'Rate this Website' button and a 'Ask Jamie @ LTA' button next to a small photo of a woman. At the bottom, a 'Popular Digital Services' section lists: 'Renew Road Tax', 'Buy e-Day Licence', 'Enquire on PARF/COE rebate', 'Declare Off-peak Car Usage', and 'Enquire Fines & Notices', followed by a 'View more' button.

Confirm transfer vehicle

ONE.MOTORING Portal → SingPass

a) Login through SingPass;

b) Enter your SingPass ID and Password;

c) Click on  .

Advisory Note
Your SingPass account contains a lot of personal data. Do not share your username, password and 2FA details with anyone.

SingPass
Singapore Personal Access

Singapore Government
Integrity · Service · Excellence

Contact Us | Feedback | Sitemap | FAQ

Log in

Click here to log in with SingPass Mobile app

SingPass ID

Password

Cancel Login

Forgot SingPass ID or password?

Don't have an account? Register now


Privacy Statement | Terms of Use | Rate This Website

Last updated on 14 October 2018 © 2018 Government of Singapore


Confirm transfer vehicle


ONE.MOTORING Portal → SingPass


a) Enter OTP details;


b) Click on  .


Advisory Note
Your SingPass account contains a lot of personal data. Do not share your username, password and 2FA details with anyone.

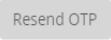
 Singapore Personal Access


 Singapore Government
Integrity · Service · Excellence

Last Login: 16/10/2018 16:49 

 **SMS OTP** Enter the 6-digit One-Time Password (OTP) sent to your mobile number (****5432). [Not your mobile number?](#)

OTP: 






Privacy Statement | Terms of Use | Rate This Website


Last updated on 14 October 2018 © 2018 Government of Singapore

Confirm transfer vehicle

ONE.MOTORING Portal → SingPass → Owner's Dashboard


a) Click on **Confirm/Reject** to process the transfer of vehicle.

Welcome back, KO  [Looking for vehicle hub? Click here.](#)

Note about the dashboard 

We are upgrading this dashboard to include more services. If you are checking for other services, please select 'Digital Services' from our main menu.

You have 1 notification(s):

 You have to confirm the transfer of vehicle SSS1234A, Brand XYZ by 21 Oct 2018. **Confirm/Reject**

Your vehicles: **FFF888Z**

| | | |
|---|-------------------------|--|
| Vehicle Type Passenger Motorcycle/Autocycle/Moped | Make/model Brand ABC | View vehicle details → |
|---|-------------------------|--|

Confirm transfer vehicle

1 Confirm transfer (1/5) 2 Enter your details (2/5) 3 Review transfer and payment details (3/5) 4 Enter OTP (4/5) 5 Make payment (5/5)

Select vehicle being transferred to you

Vehicle Details

SSS1234A ✓
Road Tax expires on 18 Oct 2019

I have read and I agree to the [terms and conditions](#).

Step 1.

a) Select the Vehicle No.;

b) Click if you agree to all the given terms & conditions;

c) Click on .

Confirm transfer vehicle

1 Confirm transfer (1/5) 2 Enter your details (2/5) 3 Review transfer and payment details (3/5) 4 Enter OTP (4/5) 5 Make payment (5/5)

Enter your details

Your Details

| | |
|----------------------------|-------------------------|
| ID Type: Singapore NRIC | ID: S1234567A |
| Name: BETTY KO | Mobile No.: 98765432 |

Note: Your mobile no. will be used to keep you updated on your Vehicle/TCOE/Rebates related transactions.

Address

| | |
|------------------------|---|
| Postal Code: XXXXXX | Address Type: XXXXXXXXXXXX |
| Street Name: XXXXXX | Blk/House No.: XXXX |
| Unit No.: XXXXXX | Building Name (Optional): XXXXXXXXXXXX |

Insurance Details

| | |
|-------------------------------------|-----------------------------|
| Insurance Company: ABC INSURANCE | Policy Number: 123123123 |
|-------------------------------------|-----------------------------|

Road Tax Details

| | | | |
|----------|--------|-----------|--------|
| 6 months | SS 250 | 12 months | SS 500 |
|----------|--------|-----------|--------|

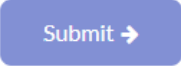
Message

Please note that the COE Rebate is computed based on the amount (\$ XXXXX).

BackSubmit →

Step 2.

To update Next Owner's details:

- a) Enter Building Name (if applicable);
- b) Select Insurance Company & Enter Policy No.;
- c) Select Renewal Period (**6 months** or **12 months**);
- e) Click on  .

Confirm transfer vehicle

1 Confirm transfer (1/5) 2 Enter your details (2/5) **3 Review transfer and payment details (3/5)** 4 Enter OTP (4/5) 5 Make payment (5/5)

Review details

Vehicle Details

| | | | |
|---|---------------------------|--------------------------|---------------------------|
| Vehicle No: | 551234A | Vehicle Type: | R10 - Passenger Motor Car |
| Vehicle Features: | With Roll-Over Protection | Vehicle Scheme: | Normal |
| Vehicle Subclass: | Brand | Vehicle Model: | XYZ |
| Chassis No: | XXXXXXXXXXXXXX | Engine No: | XXXXXXXXXXXXXX |
| Engine Capacity: | 1500 cc | Maximum Power Output: | - |
| Original Registration Date: | 18 Oct 2017 | First Registration Date: | 18 Oct 2018 |
| Original Registration Point: | 19 Oct 2018 | COE Category: | B - Open Category |
| COE Expiry Date: | 18 Oct 2027 | Check Motor Roll Status: | XXXX |
| Address Field: | XXXX | Plate Eligibility: | Yes |
| PRRP Eligibility Expiry Date: | XXXX | Quota Provision: | XXXX |
| Current Registering Vehicle Category/Quota Provision: | XXXX | Transfer Points: | 4 |
| Transfer Date: | 16 Oct 2018 | | |

Current Owner's Details

| | | | |
|----------|----------------|-----|-----------|
| ID Type: | Singapore NRIC | ID: | S7654321A |
| Name: | FLORENCEO | | |

Your Details

| | | | |
|----------|----------------|-------------|-----------|
| ID Type: | Singapore NRIC | ID: | S1234567A |
| Name: | BETTY KO | Mobile No.: | 98765432 |

Address

| | | | |
|--------------|-------|----------------|------------|
| Postal Code: | XXXXX | Address Type: | XXXXXXXX |
| Street Name: | XXXXX | R/O Name: | XXXXXXXXXX |
| Unit No.: | XXXXX | Building Name: | XXXXXXXXXX |

Insurance Details

| | | | |
|---------------------|---------------|----------------|-----------|
| Insurance Provider: | ABC INSURANCE | Policy Number: | 123123123 |
|---------------------|---------------|----------------|-----------|

Road Tax Details

Road Tax Renewal Period:
6 months (13 Oct 2018 - 30 Apr 2019)

Payment Summary

| | |
|-----------------------------|-----------------|
| Transfer Fee | SS 25.00 |
| Nett Road Tax Amount | SS250.00 |
| Late Renewal Fee | SS 20.00 |
| Total Amount Payable | SS295.00 |

Back **Confirm** →

Step 3.


a) To confirm transfer by new owner, click

Confirm →

Confirm transfer vehicle

Progress bar: 1 Confirm transfer (1/5), 2 Enter your details (2/5), 3 Review transfer and payment details (3/5), 4 Enter OTP (4/5), 5 Make payment (5/5)

SMS OTP | Token OTP

 Click the "Request OTP" button and enter the 6-digit OTP sent to your mobile number.

OTP:

Step 4.

a) Click on ;

b) Enter OTP details and click

to confirm the vehicle transfer application.

Confirm transfer vehicle

1 Confirm transfer (1/5) 2 Enter your details (2/5) 3 Review transfer and payment details (3/5) 4 Enter OTP (4/5) 5 Make payment (5/5)

Select payment method

| Item | Amount Before GST | GST Amount | Amount After GST |
|---|-------------------|------------|------------------|
| Transfer of Veh SSS1234A (27 Sep 2018 - 26 Mar 2019) 2018XXXXXXXXXXXX | S\$295.00 | S\$0.00 | S\$295.00 |
| Grand Total | | | S\$295.00 |


Pay via: (select one)

eNETS (internet banking)

Credit Card

Enter your email address to receive e-Receipt.

Step 5.

- Select payment method;
- Click on  .
- Follow the instructions on the screen to complete the payment transaction.

Confirm transfer vehicle

Thank You!

You have completed this transaction.

Land Transport Authority
10 Sin Ming Drive
Singapore 575701
GST Registration No. : M4-0006529-2

Print Date/Time :
Receipt Date/Time :

Tax Invoice/Receipt

Receipt No. : ITNET-
Previous Receipt No. :

| S/N | Item Description/ Business Transaction Reference No. | Amount Before GST (S\$) | GST Amount (S\$) | Amount After GST (S\$) |
|------------------------------|--|---------------------------------|------------------------|------------------------------|
| 1 | Transfer of Veh - S5S1234A Transfer Fee 2018XXXXXXXXXXXXXXXXXX | 25.00 | 0.00 | 25.00 |
| 2 | Transfer of Veh - S5S1234A Road Tax (11 Oct 2018 - 10 Apr 2019) 2018XXXXXXXXXXXXXXXXXX | 250.00 | 0.00 | 250.00 |
| 3 | Transfer of Veh - S5S1234A Rd Tax Late Renewal Fee - Late Fee 2018XXXXXXXXXXXXXXXXXX | 20.00 | 0.00 | 20.00 |
| Sub-Total | | 295.00 | 0.00 | 295.00 |
| Total Before Rounding | | 295.00 | 0.00 | 295.00 |
| Rounding Difference | | | | 0.00 |
| Total Amount Payable | | | | 295.00 |
| Paid By | | | | |
| | xxxxxxxxxxxx0002 | Credit Card: Visa/MasterCard | | 295.00 |
| Total | | | | 295.00 |
| Cash Change | | | | 0.00 |
| Tendered Amount | | | | 295.00 |
| Excess Refundable Amount | | | | 0.00 |

THANK YOU AND HAVE A NICE DAY!

Please ensure that all payments to the Authority are good and promptly settled by the payment service provider / financial institution. Otherwise, the transaction and receipt is considered void and late fee may apply.

Print Receipt →

OK →

Save as PDF →

Step 5.

a) Transaction completed successfully. Receipt generated.