



Continuous Yellow Line

No parking on that side of the road between 7am and 7pm except on Sundays and public holidays.



Parallel Continuous Yellow Lines

No parking on that side of the road at all times, except for the immediate picking up and alighting of passengers.




Single Yellow Zigzag Line

No parking on that side of the road at all times, except for the immediate picking up and alighting of passengers.




Double Yellow Zigzag Lines

No stopping on that side of the road at all times.



Normal Bus Lane

No driving or parking in the bus lane during 7.30am to 9.30am and 5pm to 8pm from Mondays to Fridays, except on Saturdays, Sundays and public holidays.



Full-Day Bus Lanes

No driving or parking in the bus lane during 7.30am to 8pm from Mondays to Saturdays, except on Sundays and public holidays.

DO YOU ALSO KNOW?

Parking is not allowed within:

- 3 metres (10 feet) on either side of a fire hydrant.
- 6 metres (20 feet) of an intersection/ junction of a road or street.
- 9 metres (30 feet) of a bus stop.

**"LIFE IS PRECIOUS.
USE THE ROADS
RESPONSIBLY.
TOGETHER,
WE CAN MAKE OUR
ROADS SAFER."**

**KEEP THIS BROCHURE IN YOUR VEHICLE
FOR EASY REFERENCE!**

For enquiries, please call our customer service hotline:
1800-CALL LTA (1800-2255 582)
or visit our websites:
www.lta.gov.sg
www.onemotoring.com.sg



**BE A
RESPONSIBLE
MOTORIST**

Obey Traffic Light Signals

Signals convey important messages and help traffic move smoothly. While most signals look familiar, their messages are often misunderstood by motorists.



Stop.
Do not start to move until the green light appears in our favour.



Stop, unless cannot stop safely
because we are too close to the stop-line when the light turns amber.

Proceed with caution (flashing amber).
The traffic light signals are out of order. Give way to traffic on the right.



Go.
Look to the right and left to ensure it is safe before we proceed.

When approaching traffic junctions with arrows:



Stop
behind the stop-line (do not turn right even when there is no traffic from the opposite direction).





Ready to stop
behind the stop-line.



Go
(turn right).

TRAFFIC LIGHTS



VEHICLES GOING STRAIGHT

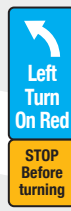
Go

VEHICLES TURNING RIGHT

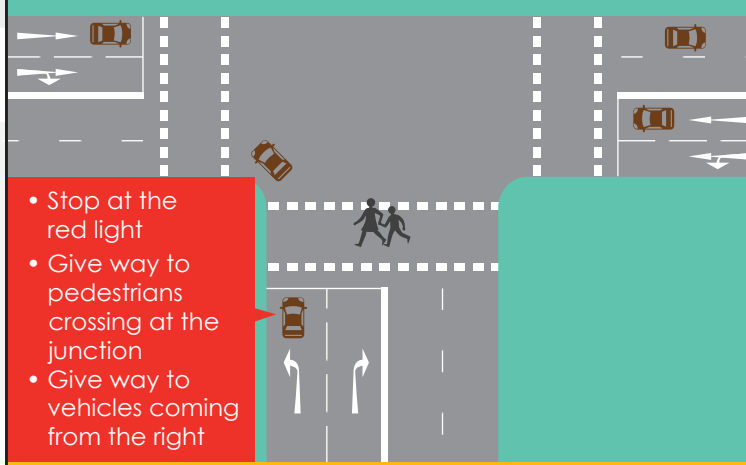
Stop and wait behind the stop-line

Wait for opposing traffic to clear and pedestrians to finish crossing the road before turning

Left Turn On Red (LTOR)



Proceed only when the way is clear and it is safe to do so



- Stop at the red light
- Give way to pedestrians crossing at the junction
- Give way to vehicles coming from the right

Drive Carefully at School Zones

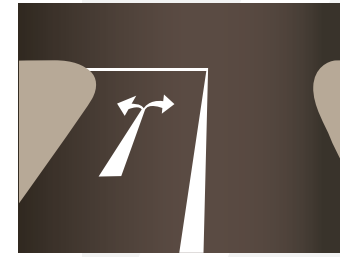


When driving in school zones:

- Slow down and drive more carefully.
- Be extra vigilant to watch out for children crossing the road.
- Be patient when heavy traffic is encountered at school zones during school peak hours.
- Drive off/ pick up children at safe and proper parking places, if we drive them to/ from school.




Comply with Road Markings




Single White Line (Stop-Line)

Stop to check the traffic situation ahead before moving off.



Parallel Broken White Lines

Slow down and stop when required to give way to traffic on major road.




Broken White Line on Two-Way Road

Vehicles should keep to the left of this line.



White Zigzag Lines

Advance warning of the presence of a zebra crossing. No overtaking, waiting or parking in the vicinity.



Continuous White Line

Vehicles should keep to the left of this line. No parking on either side of the road at all times.



Parallel Continuous White Lines

Vehicles are not allowed to cross these lines. No parking on either side of the road at all times.