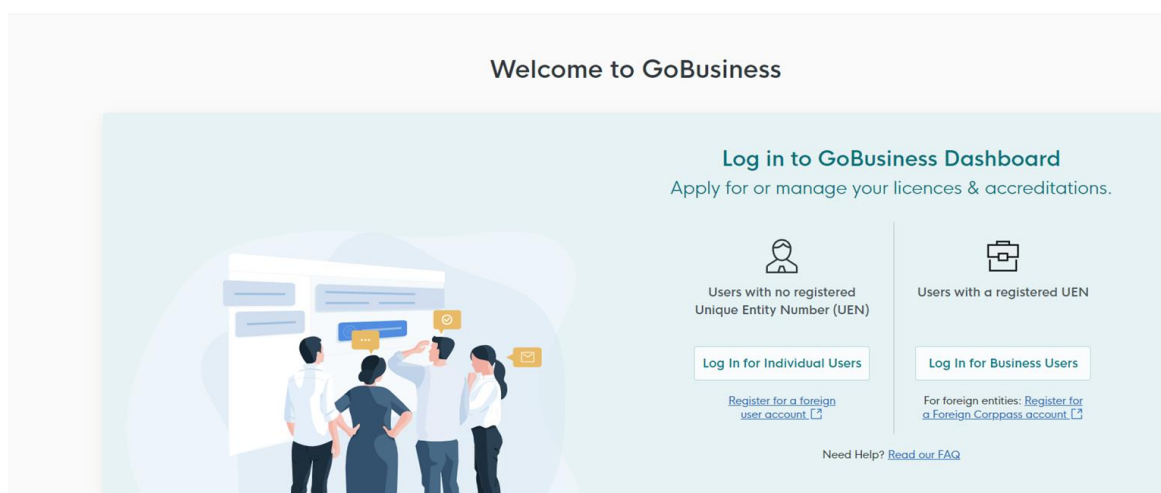


## **Vocational Licence (VL) Cancellation User Guide**

### Things to note:

- 1) Please ensure that you have selected to cancel the correct type of VL. Once a VL cancelled, it cannot be reinstated.
- 2) After your VL is cancelled, if you would like to hold a VL again, you would need to apply afresh.

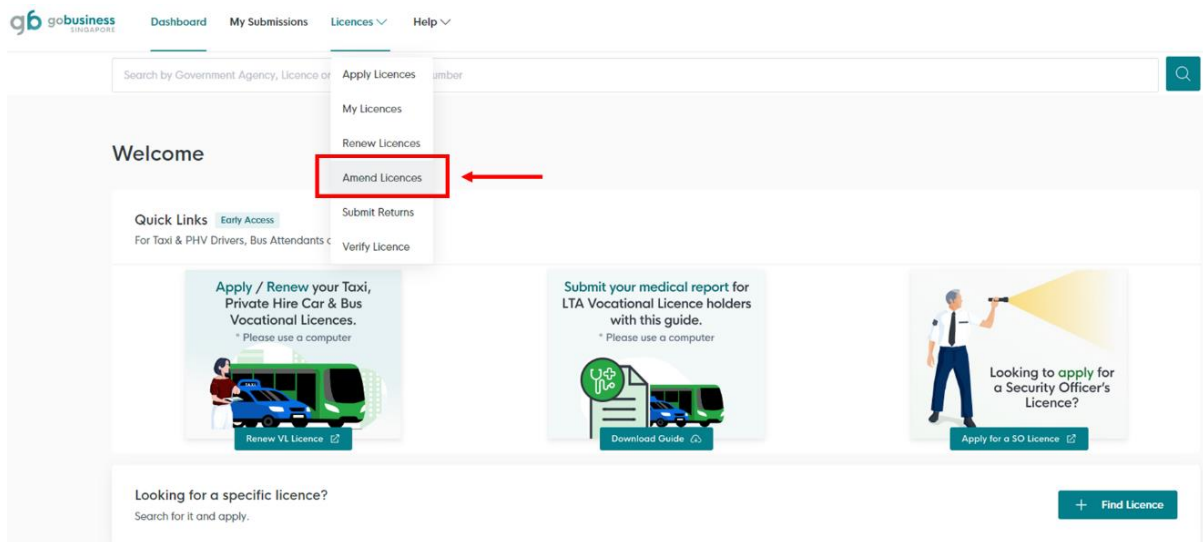
**Step 1:** Visit GoBusiness (GB) Portal ([www.gobusiness.gov.sg](http://www.gobusiness.gov.sg)) and login with your SingPass or Login ID.



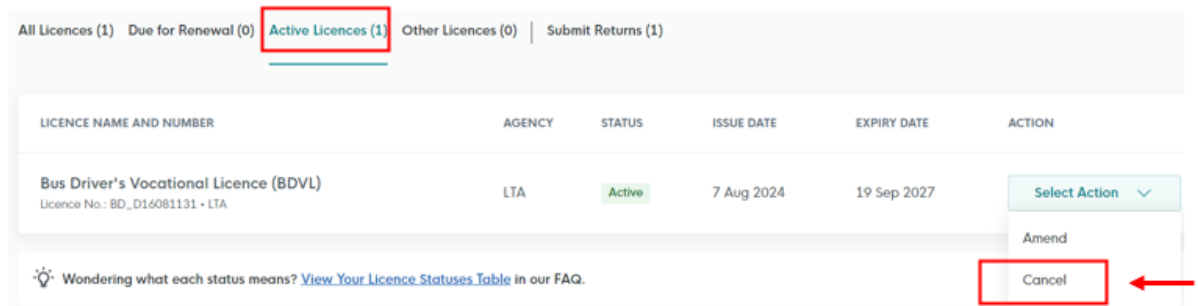
**Step 2:** Upon successful login, under “Dashboard”, scroll down to “My Licences” and click on “Active” in the dashboard.



Alternatively, you may go to “Licences”, and click “Amend Licences”.



**Step 3:** Under “Active Licences” tab, click “Cancel” under “Select Action”.



**Step 4:** Ensure that you are cancelling the correct VL type.

You are applying to cancel **Bus Driver's Vocational Licence (BDVL) (LTA)**

All fields are mandatory unless stated as optional. Please note that processing time may be delayed if incomplete or inaccurate information is submitted.

⌚ Estimated 20 mins to complete

**Step 5:** Under “Applicant Detail”, please select your salutation.

## Applicant Detail

Salutation

Select



Name

Default User

ID Type

NRIC



ID No.

[Redacted]

Email

[Redacted]

Contact Number

+65



[Redacted]

**Step 6:** Click “Application Details” to proceed.

Address

Postal Code

[Redacted]



Retrieve Address

Block/House No.

[Redacted]



Street Name

[Redacted]



Floor/Level (Optional)

[Redacted]

Unit (Optional)

[Redacted]

Building Name

[Redacted]



Reset Address

Save Draft

Application Details →



**Step 7:** Check on the VL to cancel.

## Vocation Licence Type

Cancellation for



Bus Driver's Vocational Licence (BDVL)

**Step 8:** Select the reason for VL cancellation. If “others” is selected, please elaborate on the reason for cancellation. Click “Review Form” to proceed.

### Cancellation

**Reason for Cancellation**  
This is to certify that the above selected vocational licence will be cancelled for the following reason (as indicated):

☐ Give up the vocation

☐ Give up due to health

☒ Others

If others, please specify

← General Information

Save Draft

Review Form →

**Step 9:** Review your details provided under “Review Form”. Once done, click on “Declaration”.

← Back to Edit

Declaration →

**Step 10:** Read through the declaration. Check on the declaration box and click on “Submit” to proceed with VL cancellation.

STEP 4

## Declaration

Please scroll to read and acknowledge the following clauses.

### General Declaration

I declare that all the information given in this application form is true and correct.

I am aware that legal action may be taken against me if I had knowingly provided false information.

I agree that in any legal proceedings, I shall not dispute the authenticity or accuracy of any statements, confirmations, records, acknowledgements, information recorded in or produced in this application.



I hereby declare that all of the above is true.

← Review Form

Submit →



<<End>>