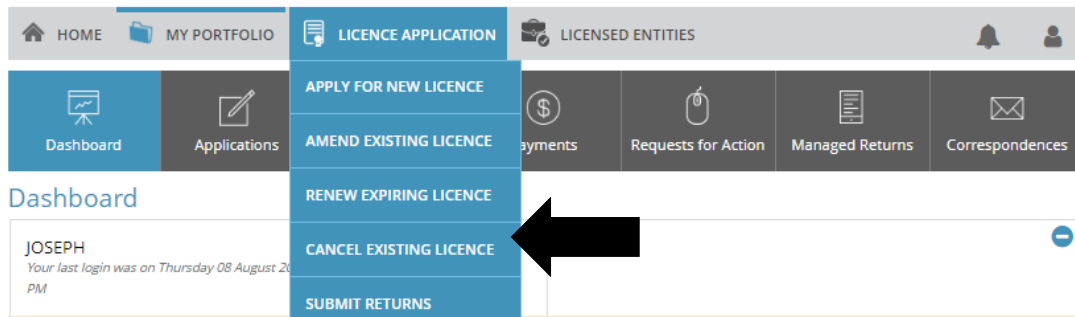


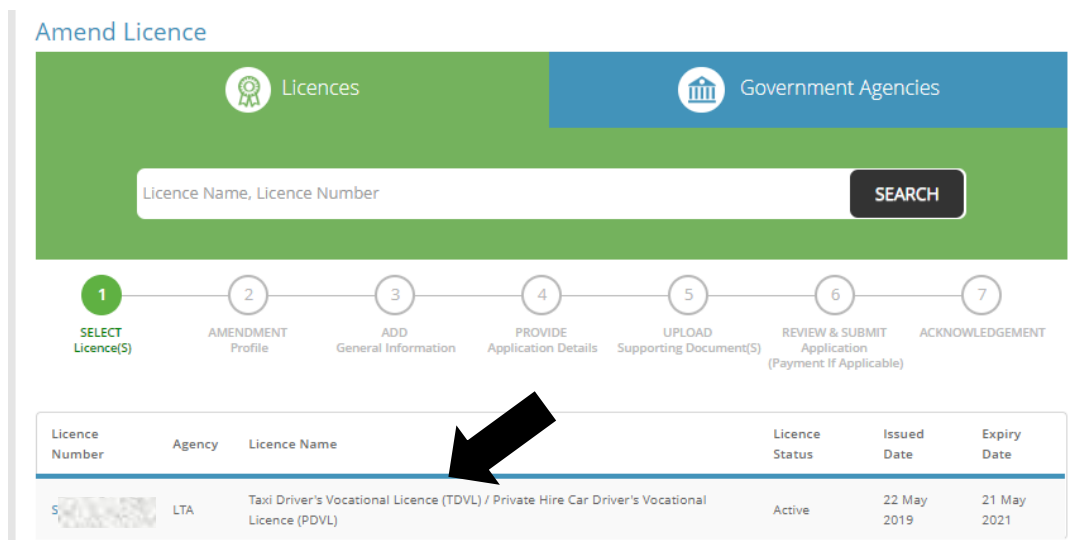
How to cancel your vocational licence online

Step 1: Visit GoBusiness Licensing Portal (<https://licence1.business.gov.sg/web/frontier/home>) and login with your Singpass or Login ID.

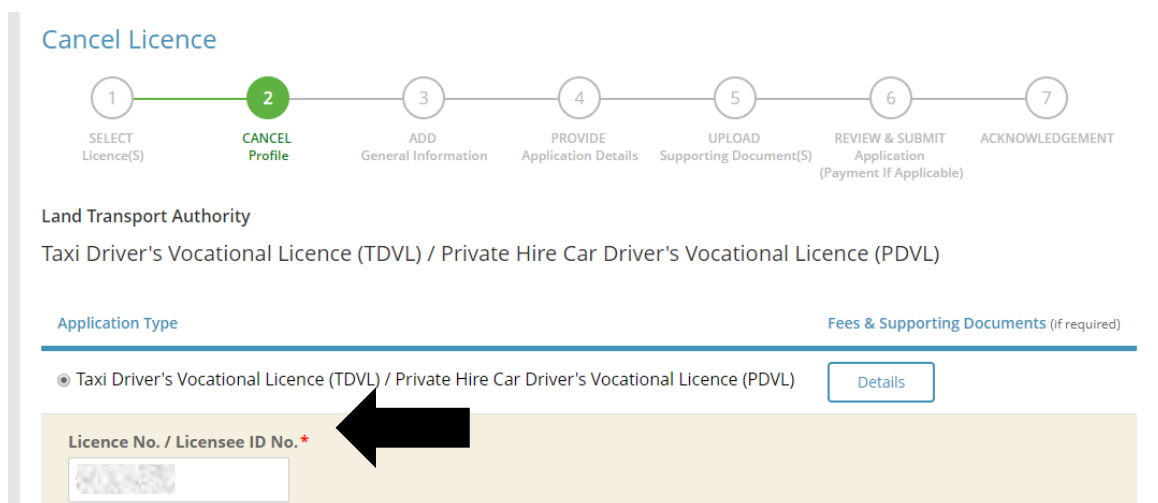
Step 2: Click "Licence Application", and then "Cancel Existing Licence".



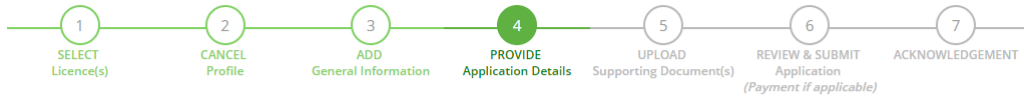
Step 3: Select the vocational licence you wish to cancel.



Step 4: Key in your Vocational Licence No. or Licensee ID.



Step 5: Follow the instructions on the screen to fill in the information and click "Proceed".



Cancel Existing Licence

Taxi Driver's Vocational Licence (TDVL) / Private Hire Car Driver's Vocational Licence (PDVL)

Vocational Licence Type

Cancellation For* Taxi Driver Vocational Licence (TDVL)

Licence Details

Licence Expiry Date: 22-May-2021

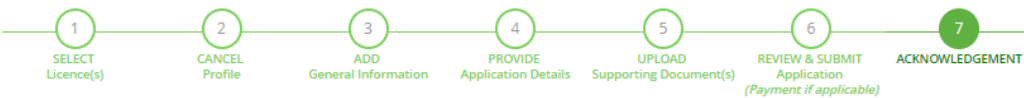
Cancellation

This is to certify that **Joseph**, had cancelled the above mentioned vocational licence on **20-Aug-2019** for the following reason (as indicated):

- Give up the vocation
- Give up due to health
- Others:

< Previous Proceed > Save as Draft Save as Draft & Exit

Step 6: You will see an acknowledgement that you have successfully submitted the cancellation request. You will receive another notification when your cancellation is approved.



Cancel Existing Licence

✔

Submitted successfully: 1 application(s)

You will be notified of the approval of your application via SMS/Email.

-

Land Transport Authority

Taxi Driver's Vocational Licence (TDVL) / Private Hire Car Driver's Vocational Licence (PDVL)

Application Number	T1920011158	Application Status	Approved
Submission Number	B1920255468	Payment Status	STAGE1 : N.A STAGE2 : N.A
Submission Date	22/08/2019 15:01:50		
Submission Name	B1920255468		